



Celebrating 85 Years of Service



**Wash It.  
Dry It.  
Store It.®  
Since 1940**



# The Evolution of Circul-Air Corp and the Dual Purpose Dryer



1940's



1970's



2020's



## Circul-Air Corp International est. 1940

Founded in 1940 by C.T. McGraw, Circul-Air Corp (Circul-Air) began with a vision: to improve the maintenance of the critical gear firefighters rely on. McGraw’s original patents for the electric hose dryer and Roto-Jet hose washer laid the foundation for an industry dedicated to firefighter safety and equipment longevity.

In 2015, Circul-Air entered a new era under the ownership of Justin Christensen, who had been with the company since 2006. With a commitment to expanding product offerings and bringing manufacturing in-house, Circul-Air set out to redefine firefighter gear maintenance solutions.

By 2018, we opened our first manufacturing facility, and today, we operate from two manufacturing facilities in Ontario, Canada, with a distribution center just outside Chicago, IL. Our expansion into manufacturing has enabled Circul-Air to enhance our product capabilities, particularly in dryers, lockers, and storage systems.

Circul-Air is the only company offering start-to-finish solutions for NFPA 1851/1850 compliance, ensuring proper cleaning, drying, and storage of firefighting gear. Our WASH IT. DRY IT. STORE IT.® approach simplifies compliance and takes the guesswork out of selecting the right equipment.

- ✓ North American-made products designed specifically for the fire service
- ✓ Industry expertise with a turnkey approach to NFPA 1851/1850 compliance
- ✓ Dedicated North American-wide team for installation, service, and consultation

From extractors and dryers to custom storage solutions, Circul-Air is committed to protecting firefighters by ensuring their gear is properly maintained. Contact us today to find the right solution for your station, your budget, and your needs.

call: 800-795-1150 option 2  
email: [sales@circul-air-corp.com](mailto:sales@circul-air-corp.com)  
or visit: [Circul-Air-Corp.com](http://Circul-Air-Corp.com)

## Table of Contents

Wash It.		Accessories, Services, Warranty & Support	
Extractors	6	Accessories	64
RotoJet Hose Washer	20	Service and Warranty Commitment	66
Roto-Decon Extractor	21	Installation Services	66
Genius Extractors	24	Design Services	67
Extractor Bases	30	Support Teams	67
Extractor Pumps and Drainage Troughs	31		
Extractor Chemicals	32		
Dry It.			
Drying Cabinets	37		
Portable Dryers	43		
Tumble Dryers	46		
Store It.			
Storage Lockers	52		
Dual Purpose Drying Rack	58		
Hose Storage Racks	59		
Mobile Work or Storage Cabinets	61		



# Wash It.



**Widest Extractor Selection**  
**Best-in-Class Program Options**  
**Circul-Air Turnout Extractor System:**

**Programmed to NFPA-1851/1850 compliant wash cycles, proven  
and verified at multiple ISPs**

**Chemical dosing pumps pre-configured to extractor and ISP-  
verified detergent**

**1 Gallon of [CitroSqueeze®](#)**

**Simple Button Start for all Programs**

**Dedicated Fire PPE Wash Cycles as per NFPA-  
1851/1850: Outer Shell/Wildland Gear; Inner Liner/  
Moisture Barrier & Thermal Batting; Bloodborne/  
Blood & Biological Contamination; Extra Spin;  
Towels/General Wash**



# EXPRESS BASIC – 22 LB/4 PC – COMMERCIAL GRADE SOFT MOUNT EXTRACTOR (CACSM-22-Basic)



Mount Method	Soft Mount
Unit Capacity (lbs/pieces)	22/4
Dimensions (wxhxd in inches)	27x30.25x38.7
Unit Weight (lbs)	191.8
Unit Door Opening (in)	15.5
Unit Floor to Door (in)	14
Electrical Configuration	120v/60/1
Electrical Circuit Breaker	10
Water Supply Inlets	2@3/4
Water Supply Flow (gpm)	8
Water Supply (psi)	15-60
Water Drain (method/size)	Pumped Wall/1"
Unit Drum Volume (ft³)	3.6

The CACSM-22-Basic "Express Series" is an entry-level NFPA 1851/1850 compliant extractor offered for situations where budget takes precedence over efficiency. This extractor will wash 2 sets of liners and hoods or 2 sets of outer shells (4 pieces of gear.) Includes pre-configured wash cycles to conform to NFPA 1851/1850 recommended wash cycles for outer shells, thermal liners/moisture barriers and disinfection.

- Dedicated Fire PPE Wash Cycles as per NFPA-1851/1850
- Part of the "Circul-Air Turnout Extractor System" minus the complimentary dosing pump
- Cleans 4 pieces of gear
- Commercial grade construction and stainless steel drum for heavy-duty washing
- Optimal for smaller stations with limited infrastructure and budget
- Easy and ready-to-use installation
- 2-year warranty



# EXPRESS PRO – 22 LB/4 PC – COMMERCIAL GRADE SOFT MOUNT EXTRACTOR (CACSM-22-PRO)

Mount Method	Soft Mount
Unit Capacity (lbs/pieces)	22/4
Dimensions (wxhxd in inches)	27x29.8x38.7
Unit Weight (lbs)	191.8
Unit Door Opening (in)	15.5
Unit Floor to Door (in)	14
Electrical Configuration	120v/60/1
Electrical Circuit Breaker	10
Water Supply Inlets	2@3/4
Water Supply Flow (gpm)	8
Water Supply (psi)	15-60
Water Drain (method/size)	Pumped Wall/1"
Unit Drum Volume (ft³)	3.6



- Dedicated Fire PPE Wash Cycles as per NFPA-1851/1850
- Part of the "Circul-Air Turnout Extractor System"
- Cleans 4 pieces of gear
- Commercial grade construction and stainless steel drum for heavy-duty washing
- Optimal for smaller stations with limited infrastructure
- Easy and ready-to-use installation
- 2-year warranty



The CACSM-22-Pro "Express Series" system includes everything to get up and cleaning gear on the same day. Includes pre-wired dosing pump that has been pre-programmed to interact with the extractor to deliver the appropriate level of [CitroSqueeze®](#) detergent. This extractor will wash 2 sets of liners and hoods or 2 sets of outer shells (4 pieces of gear). Extractors are pre-programmed to wash cycles to conform to NFPA 1851/1850 recommended wash cycles for outer shells, thermal liners/moisture barriers and disinfection. Featuring extended rinse / spin cycles to remove more toxins from your gear and lessen the dry-time.

call: 800-795-1150 option 2  
email: [sales@circul-air-corp.com](mailto:sales@circul-air-corp.com)  
or visit: [Circul-Air-Corp.com](http://Circul-Air-Corp.com)



call: 800-795-1150 option 2  
email: [sales@circul-air-corp.com](mailto:sales@circul-air-corp.com)  
or visit: [Circul-Air-Corp.com](http://Circul-Air-Corp.com)

# EXPRESS PRO – 35 LB/7 PC – COMMERCIAL GRADE SOFT MOUNT EXTRACTOR (CACSM-35-PRO)



Mount Method	Soft Mount
Unit Capacity (lbs/pieces)	35/7
Dimensions (wxdxh in inches)	29x32x40.8
Unit Weight (lbs)	222
Unit Door Opening (in)	16.5
Unit Floor to Door (in)	15
Electrical Configuration	120v/60/1
Electrical Circuit Breaker	15
Water Supply Inlets	2@3/4
Water Supply Flow (gpm)	8
Water Supply (psi)	15-60
Water Drain (method/size)	Pumped Wall/1"
Unit Drum Volume (ft³)	5.2

The CACSM-35-Pro "Express Series" system includes everything to get up and cleaning gear on the same day. Includes pre-wired dosing pump that has been pre-programmed to interact with the extractor to deliver the appropriate level of [CitroSqueeze®](#) detergent. This extractor will wash 3 sets of liners and hoods or 3 sets of outer shells (7 pieces of gear). Extractors are pre-programmed to wash cycles to conform to NFPA 1851/1850 recommended wash cycles for outer shells, thermal liners/ moisture barriers and disinfection. Featuring extended rinse / spin cycles to remove more toxins from your gear and lessen the dry-time.

- Dedicated Fire PPE Wash Cycles as per NFPA-1851/1850
- Part of the "Circul-Air Turnout Extractor System"
- Cleans 7 pieces of gear
- Commercial grade construction and stainless steel drum for heavy-duty washing
- Optimal for standard stations
- Easy and ready-to-use installation
- 2-year warranty

# CIRCUL-AIR HD INDUSTRIAL GRADE 20 LB/4 PC SOFT MOUNT EXTRACTOR (CACSHD-20)

Mount Method	Soft Mount
Unit Capacity (lbs/pieces)	20/4
Dimensions (wxdxh in inches)	27x27.6x42.5
Unit Weight (lbs)	249
Unit Door Opening (in)	12.7
Unit Floor to Door (in)	15.4
Electrical Configuration	120/60/1, 3-prong cord, 15
Electrical Circuit Breaker	15
Water Supply Inlets	2 @ 3/4
Water Supply Flow (gpm)	8
Water Supply (psi)	30-60
Water Drain (method/size)	Pump 1" Gravity 2"
Unit Drum Volume (ft³)	2.8



- Dedicated Fire PPE Wash Cycles as per NFPA-1851/1850
- Part of the "Circul-Air Turnout Extractor System"
- Cleans 4 pieces of gear
- Industrial grade construction and stainless steel drum for heavy-duty washing
- Optimal for smaller stations with limited infrastructure
- Easy and ready-to-use installation
- 2-year warranty

This 20-lb capacity HD series soft mount extractor is the smallest machine to offer the expanded programming ability to deliver an ISP-level clean. Its lighter capacity cleans 2 sets of thermal liner/moisture barriers or 2 sets of outer shells (4 pieces of gear). It connects to 120v power. Depending on your station's outfitting, choose between the model that has the option for pumped wall drain or the model that offers gravity floor drain.



call: 800-795-1150 option 2  
email: [sales@circul-air-corp.com](mailto:sales@circul-air-corp.com)  
or visit: [Circul-Air-Corp.com](http://Circul-Air-Corp.com)



call: 800-795-1150 option 2  
email: [sales@circul-air-corp.com](mailto:sales@circul-air-corp.com)  
or visit: [Circul-Air-Corp.com](http://Circul-Air-Corp.com)





## CIRCUL-AIR HD INDUSTRIAL GRADE 30 LB/6 PC SOFT MOUNT EXTRACTOR (CACSHD-30)



Mount Method	Soft Mount
Unit Capacity (lbs/pieces)	30/6
Dimensions (wxdxh in inches)	31.3x34.9x52.2
Unit Weight (lbs)	758
Unit Door Opening (in)	12.9
Unit Floor to Door (in)	20
Electrical Configuration	208-240/60/1, 2W+G, 10
Electrical Circuit Breaker	15
Water Supply Inlets	2 @ 3/4
Water Supply Flow (gpm)	16
Water Supply (psi)	30-60
Water Drain (method/size)	Gravity/3"
Unit Drum Volume (ft³)	4.4

This 30-lb capacity HD series soft mount washes 3 sets of thermal liner/moisture barriers or 3 sets of outer shells (6 pieces of gear). This is the smallest machine to require higher voltage (208-240 single phase). The expanded pre-programmed wash cycles allow for an ISP-level of cleaning.

- Dedicated Fire PPE Wash Cycles as per NFPA-1851/1850
- Part of the "Circul-Air Turnout Extractor System"
- Cleans 6 pieces of gear
- Industrial grade construction and stainless steel drum for heavy-duty washing
- Optimal for standard stations
- Easy and ready-to-use installation
- 2-year warranty

## CIRCUL-AIR HD INDUSTRIAL GRADE 35 LB/7 PC HARD MOUNT EXTRACTOR (CACHMHD-35)

Mount Method	Hard Mount
Unit Capacity (lbs/pieces)	33/7
Dimensions (wxdxh in inches)	29.5x32.25x52.9
Unit Weight (lbs)	525
Unit Door Opening (in)	12.9
Unit Floor to Door (in)	20
Electrical Configuration	208-240/60/1/ 2w+G
Electrical Circuit Breaker	10
Water Supply Inlets	2 @ 3/4
Water Supply Flow (gpm)	16
Water Supply (psi)	30-60
Water Drain (method/size)	Gravity/3"
Unit Drum Volume (ft³)	4.5



- Dedicated Fire PPE Wash Cycles as per NFPA-1851/1850
- Part of the "Circul-Air Turnout Extractor System"
- Cleans 7 pieces of gear
- Industrial grade construction and stainless steel drum for heavy-duty washing
- Optimal for standard stations with reinforced flooring available
- Easy and ready-to-use installation
- 2-year warranty

This 35-lb capacity HD series hard mount is a great station-level extractor. It washes 3 sets of thermal liner/moisture barriers or 3.5 sets of outer shells (7 pieces of gear). The expanded pre-programmed wash cycles allow for an ISP-level of cleaning.



call: 800-795-1150 option 2  
email: [sales@circul-air-corp.com](mailto:sales@circul-air-corp.com)  
or visit: [Circul-Air-Corp.com](http://Circul-Air-Corp.com)



call: 800-795-1150 option 2  
email: [sales@circul-air-corp.com](mailto:sales@circul-air-corp.com)  
or visit: [Circul-Air-Corp.com](http://Circul-Air-Corp.com)



## CIRCUL-AIR HD INDUSTRIAL GRADE 40 LB/8 PC SOFT MOUNT EXTRACTOR (CACSHD-40)



Mount Method	Soft Mount
Unit Capacity (lbs/pieces)	40/8
Dimensions (wxdxh in inches)	34.2x37.9x55.3
Unit Weight (lbs)	1049
Unit Door Opening (in)	16.8
Unit Floor to Door (in)	20.3
Electrical Configuration	208-240/60/1, 2W+G, 10
Electrical Circuit Breaker	15
Water Supply Inlets	2 @ 3/4
Water Supply Flow (gpm)	16
Water Supply (psi)	30-60
Water Drain (method/size)	Gravity/3"
Unit Drum Volume (ft³)	6.1

This 40-lb capacity HD series soft mount is a great size for a single-engine station extractor. It washes 4 sets of thermal liner/moisture barriers or 4 sets of outer shells. (8 pieces of gear). The expanded pre-programmed wash cycles allow for an ISP-level of cleaning.

- Dedicated Fire PPE Wash Cycles as per NFPA-1851/1850
- Part of the "Circul-Air Turnout Extractor System"
- Cleans 8 pieces of gear
- Industrial grade construction and stainless steel drum for heavy-duty washing
- Optimal for standard stations
- Easy and ready-to-use installation
- 2-year warranty



## CIRCUL-AIR HD INDUSTRIAL GRADE 40 LB/8 PC HARD MOUNT EXTRACTOR (CACHMHD-40)

Mount Method	Hard Mount
Unit Capacity (lbs/pieces)	40/8
Dimensions (wxdxh in inches)	29.5x41.8x52.9
Unit Weight (lbs)	562
Unit Door Opening (in)	12.9
Unit Floor to Door (in)	20
Electrical Configuration	208-240/60/1/ 2w+G
Electrical Circuit Breaker	10
Water Supply Inlets	2 @ 3/4
Water Supply Flow (gpm)	16
Water Supply (psi)	30-60
Water Drain (method/size)	Gravity/3"
Unit Drum Volume (ft³)	6



- Dedicated Fire PPE Wash Cycles as per NFPA-1851/1850
- Part of the "Circul-Air Turnout Extractor System"
- Cleans 8 pieces of gear
- Industrial grade construction and stainless steel drum for heavy-duty washing
- Optimal for standard stations with reinforced flooring available
- Easy and ready-to-use installation
- 2-year warranty

This 40-lb capacity HD series hard mount is a great station-level extractor. It washes 4 sets of thermal liner/moisture barriers or 4 sets of outer shells (8 pieces of gear). The expanded pre-programmed wash cycles allow for an ISP-level of cleaning.



call: 800-795-1150 option 2  
email: [sales@circul-air-corp.com](mailto:sales@circul-air-corp.com)  
or visit: [Circul-Air-Corp.com](http://Circul-Air-Corp.com)



call: 800-795-1150 option 2  
email: [sales@circul-air-corp.com](mailto:sales@circul-air-corp.com)  
or visit: [Circul-Air-Corp.com](http://Circul-Air-Corp.com)

# CIRCUL-AIR HD INDUSTRIAL GRADE 55 LB/11 PC HARD MOUNT EXTRACTOR (CACHMHD-55)



Mount Method	Hard Mount
Unit Capacity (lbs/pieces)	55/11
Dimensions (wxdxh in inches)	34.3x44.8x56.1
Unit Weight (lbs)	741
Unit Door Opening (in)	16.8
Unit Floor to Door (in)	19.7
Electrical Configuration	208-240/60/1/2w+G
Electrical Circuit Breaker	10
Water Supply Inlets	2 @ 3/4
Water Supply Flow (gpm)	16
Water Supply (psi)	30-60
Water Drain (method/size)	Gravity/3"
Unit Drum Volume (ft³)	8

This 55-lb capacity HD series hard mount extractor is a great multi-engine station-level extractor. It washes 5 sets of thermal liner/moisture barriers and hoods or 5.5 sets of outer shells (11 pieces of gear). The expanded pre-programmed wash cycles allow for an ISP-level of cleaning.

- Dedicated Fire PPE Wash Cycles as per NFPA-1851/1850
- Part of the "Circul-Air Turnout Extractor System"
- Cleans 11 pieces of gear
- Industrial grade construction and stainless steel drum for heavy-duty washing
- Optimal for larger stations with reinforced flooring available
- Easy and ready-to-use installation
- 2-year warranty



# CIRCUL-AIR HD INDUSTRIAL GRADE 60 LB/12 PC SOFT MOUNT EXTRACTOR (CACSHD-60)

Mount Method	Soft Mount
Unit Capacity (lbs/pieces)	60/12
Dimensions (wxdxh in inches)	38.4x48.2x58.1
Unit Weight (lbs)	1289
Unit Door Opening (in)	16.8
Unit Floor to Door (in)	22.9
Electrical Configuration	208-240V/60/1/2+G (3 phase option available)
Electrical Circuit Breaker	15
Water Supply Inlets	2 @ 3/4
Water Supply Flow (gpm)	16
Water Supply (psi)	30-60
Water Drain (method/size)	Gravity/3"
Unit Drum Volume (ft³)	8.4



- Dedicated Fire PPE Wash Cycles as per NFPA-1851/1850
- Part of the "Circul-Air Turnout Extractor System"
- Cleans 12 pieces of gear
- Industrial grade construction and stainless steel drum for heavy-duty washing
- Optimal for larger stations with increased gear needs
- Easy and ready-to-use installation
- 2-year warranty

This 60-lb HD series soft mount is a great multi-engine station-level extractor. It washes 6 sets of thermal liner/moisture barriers or 6 sets of outer shells (12 pieces of gear). The expanded pre-programmed wash cycles allow for an ISP-level of cleaning.



call: 800-795-1150 option 2  
email: [sales@circul-air-corp.com](mailto:sales@circul-air-corp.com)  
or visit: [Circul-Air-Corp.com](http://Circul-Air-Corp.com)

call: 800-795-1150 option 2  
email: [sales@circul-air-corp.com](mailto:sales@circul-air-corp.com)  
or visit: [Circul-Air-Corp.com](http://Circul-Air-Corp.com)



# CIRCUL-AIR HD INDUSTRIAL GRADE 70 LB/14 PC HARD MOUNT EXTRACTOR (CACHMHD-70)



Mount Method	Hard Mount
Unit Capacity (lbs/pieces)	70/14
Dimensions (wxdxh in inches)	34.3x45x57.7
Unit Weight (lbs)	899
Unit Door Opening (in)	16.7
Unit Floor to Door (in)	21.4
Electrical Configuration	208-240/60/1/2w+G 208-240/60/3/3w+G
Electrical Circuit Breaker	15
Water Supply Inlets	2 @ 3/4
Water Supply Flow (gpm)	16
Water Supply (psi)	30-60
Water Drain (method/size)	Gravity/3"
Unit Drum Volume (ft³)	9.7

This 70-lb capacity HD series hard mount extractor is great for centralized cleaning of gear from multiple stations or multi-engine stations. It washes 7 sets of thermal liner/ moisture barriers or 7 sets of outer shells (14 pieces of gear). The expanded pre-programmed wash cycles allow for an ISP-level of cleaning.

- Dedicated Fire PPE Wash Cycles as per NFPA-1851/1850
- Part of the "Circul-Air Turnout Extractor System"
- Cleans 14 pieces of gear
- Industrial grade construction and stainless steel drum for heavy-duty washing
- Optimal for large stations with reinforced flooring available
- Easy and ready-to-use installation
- 2-year warranty



# CIRCUL-AIR HD INDUSTRIAL GRADE 70 LB/14 PC SOFT MOUNT EXTRACTOR (CACSHD-70)

Mount Method	Soft Mount
Unit Capacity (lbs/pieces)	70/14
Dimensions (wxdxh in inches)	41.5x52x59.1
Unit Weight (lbs)	1401
Unit Door Opening (in)	16.8
Unit Floor to Door (in)	23.6
Electrical Configuration	208-240V/60/1/2+G (3phase option available)
Electrical Circuit Breaker	15
Water Supply Inlets	2 @ 3/4
Water Supply Flow (gpm)	16
Water Supply (psi)	30-60
Water Drain (method/size)	Gravity/3"
Unit Drum Volume (ft³)	9.9



- Dedicated Fire PPE Wash Cycles as per NFPA-1851/1850
- Part of the "Circul-Air Turnout Extractor System"
- Cleans 14 pieces of gear
- Industrial grade construction and stainless steel drum for heavy-duty washing
- Optimal for large stations
- Easy and ready-to-use installation
- 2-year warranty

This 70-lb HD series soft mount extractor is great for centralized cleaning of gear from multiple stations or multi-engine stations. It washes 7 sets of thermal liner/moisture barriers or 7 sets of outer shells (14 pieces of gear). The expanded pre-programmed wash cycles allow for an ISP-level of cleaning.



call: 800-795-1150 option 2  
email: [sales@circul-air-corp.com](mailto:sales@circul-air-corp.com)  
or visit: [Circul-Air-Corp.com](http://Circul-Air-Corp.com)



call: 800-795-1150 option 2  
email: [sales@circul-air-corp.com](mailto:sales@circul-air-corp.com)  
or visit: [Circul-Air-Corp.com](http://Circul-Air-Corp.com)

# CIRCUL-AIR HD INDUSTRIAL GRADE 80 LB/16 PC SOFT MOUNT EXTRACTOR (CACSHD-80)



Mount Method	Soft Mount
Unit Capacity (lbs/pieces)	80/16
Dimensions (wxdxh in inches)	41.5x52x59.1
Unit Weight (lbs)	1499
Unit Door Opening (in)	16.8
Unit Floor to Door (in)	23.6
Electrical Configuration	208-240/60/3, 3W+G, 10
Electrical Circuit Breaker	15
Water Supply Inlets	2 @ 3/4
Water Supply Flow (gpm)	16
Water Supply (psi)	30-60
Water Drain (method/size)	Gravity/3"
Unit Drum Volume (ft³)	11.3

This 80-lb capacity HD series soft mount extractor is great for centralized cleaning of gear from multiple stations or multi-engine stations. It washes 8 sets of thermal liner/ moisture barriers or 8 sets of outer shells (16 pieces of gear). The expanded pre-programmed wash cycles allow for an ISP-level of cleaning.

- Dedicated Fire PPE Wash Cycles as per NFPA-1851/1850
- Part of the "Circul-Air Turnout Extractor System"
- Cleans 16 pieces of gear
- Industrial grade construction and stainless steel drum for heavy-duty washing
- Optimal for large stations
- Easy and ready-to-use installation
- 2-year warranty

# CIRCUL-AIR HD INDUSTRIAL GRADE 90 LB/18 PC SOFT MOUNT EXTRACTOR (CACSHD-90)

Mount Method	Soft Mount
Unit Capacity (lbs/pieces)	90/18
Dimensions (wxdxh in inches)	54.7x57.3x70.8
Unit Weight (lbs)	3106
Unit Door Opening (in)	22
Unit Floor to Door (in)	25.9
Electrical Configuration	208-240/60/3, 3W+G, 15
Electrical Circuit Breaker	15
Water Supply Inlets	2 @ 1"
Water Supply Flow (gpm)	26
Water Supply (psi)	30-60
Water Drain (method/size)	Gravity/3"
Unit Drum Volume (ft³)	13.9



- Dedicated Fire PPE Wash Cycles as per NFPA-1851/1850
- Part of the "Circul-Air Turnout Extractor System"
- Cleans 18 pieces of gear
- Industrial grade construction and stainless steel drum for heavy-duty washing
- Optimal for large stations
- Easy and ready-to-use installation
- 2-year warranty

This 90-lb capacity HD series hard mount extractor is great for centralized cleaning of gear from multiple stations or multi-engine stations. It washes 9 sets of thermal liner/ moisture barriers or 9 sets of outer shells (18 pieces of gear). The expanded pre-programmed wash cycles allow for an ISP-level of cleaning.



call: 800-795-1150 option 2  
email: [sales@circul-air-corp.com](mailto:sales@circul-air-corp.com)  
or visit: [Circul-Air-Corp.com](http://Circul-Air-Corp.com)



call: 800-795-1150 option 2  
email: [sales@circul-air-corp.com](mailto:sales@circul-air-corp.com)  
or visit: [Circul-Air-Corp.com](http://Circul-Air-Corp.com)





ROTOJET HOSE WASHER



Dimensions (wxdxh in inches)	86x26.5x51
Electrical Configuration	120V, 60Hz, 20A
Description	Wash up to 30 fpm of hose  1-1/4 to 5" diameter
Water Specifications	60-Gal pre-soak chamber w/ adjustable guides  3/4" Inlet for water (45-90 psi)  1-1/4" outlet for discharge water

The Circul-Air RotoJet Hose Washer completely eliminates the backbreaking and resource-depleting chore of manually scrubbing-down hose. Effectively removing mud, gravel, glass, and other potential toxins and carcinogens from your hose, the RotoJet enables maximum hose-life and thorough deep-cleaning. Clean and properly maintained equipment allows you to get down to the job at hand: saving lives!

- 4 industrial nylon brushes and 4 adjustable spray jets for quick and thorough scrubbing
- Foot pedal operation for one- or two-person use
- Industrial powder coat finish enhancing durability
- Proudly made in North America
- 1-year warranty

ROTO-DECON EXTRACTOR

Dimensions (wxdxh in inches)	Closed: 36x46x80 Door Open 90°: 52x51x80 Door Open 180°: 78x44x80
Unit Weight (lbs)	800
Cleaning Chamber Volume (ft³)	14
Electrical Configuration	208/1/60 or 240/1/60 with 8" cord with Nema connector
Electrical Circuit Breaker	50
Cold & Hot (120-145°F) Water Specifications	3/4" connection, 3-8 gpm, 40-85 psi
Water Discharge	Gravity drain; max discharge 30 gpm
Max Upper & Lower Tank Temperature per NFPA 1851 (F)	105
Tank Volume (upper tank/lower tank in gallons)	4/30



- Cleans SCBA harness and mask, SCBA bottles or hardgoods, helmets, gloves or boots (includes chemicals and accessory racking to get you started)
- Extended fresh water rinse, clean water only, extra filtration and boiler heat only features selectable
- Intuitive and flexible 7.0" touchscreen is upgradable as codes update
- Rotary table with jog function and split doors for ergonomic loading
- Proudly made in North America
- 5-year limited warranty

The Roto-Decon extractor is the latest addition to the Circul-Air Family. A purpose build cabinet extractor for the decontamination of self-contained breathing apparatus, PPE and other firefighting accessories to NFPA 1851/1850 standards, the Roto-Decon doubles as a wet station for equipment pre-cleaning or gross decon. The Roto-Decon uses the right amount of water, detergent and time to get the job done right. Working with industry experts we have developed different methods of cleaning, encouraging more separation of gear and the proper use of manufacturer accessories.



call: 800-795-1150 option 2  
email: [sales@circul-air-corp.com](mailto:sales@circul-air-corp.com)  
or visit: [Circul-Air-Corp.com](http://Circul-Air-Corp.com)



call: 800-795-1150 option 2  
email: [sales@circul-air-corp.com](mailto:sales@circul-air-corp.com)  
or visit: [Circul-Air-Corp.com](http://Circul-Air-Corp.com)



# Genius PRO Extractors

**NEW!**



**The First & Only On-Premise Specialized Cleaning  
Turnout Extractor System**

**Best-in-Class, Expanded, NFPA 1851/1850  
Compliant Programming**

**Third-Party Tested by UL and Intertek**

**Verified at Multiple ISPs**

**Includes Complimentary CLEAN by Circul-Air™  
Detergent to get you Started**

**Simple Button Start for all Programs**

**Scratch, Water, and Impact Resistant  
Intuitive Touchscreen**

**360° Vision Light to Indicate Cycle Status**



## CIRCUL-AIR HD GENIUS PRO INDUSTRIAL GRADE 23 LB/4 PC SOFT MOUNT EXTRACTOR (CACSGHD-23PRO)



Mount Method	Soft Mount
Unit Capacity (lbs/pieces)	23/4
Dimensions (wxdxh in inches)	27x31.6x46.3
Unit Weight (lbs)	377
Unit Door Opening (in)	14.8
Unit Floor to Door (in)	15.5
Electrical Configuration	120/60/1, 3-prong cord, 15
Electrical Circuit Breaker	15
Water Supply Inlets	2 @ 3/4
Water Supply Flow (gpm)	16
Water Supply (psi)	29-87
Water Drain (method/size)	Pumped Wall or Gravity/3"
Unit Drum Volume	3

Introducing the new line of Genius Extractors! This 23-lb HD extractor is an easy-to-use, on-premise system with pre-programmed NFPA-1851/1850 compliant Advanced Cleaning and Specialized Cleaning cycles. For the first time, chemical and pre-soak innovations enable stations to conduct deep, specialized cleaning in-house while maintaining fabric integrity. This replaces the need for separate soaking tanks or sending gear off-site. It washes 2 sets of thermal liner/moisture barriers or 2 sets of outer shells (4 pieces of gear). The expanded pre-programmed, extended wash cycles allow for an ISP-level of cleaning.

- Dedicated Fire PPE Wash Cycles as per NFPA-1851/1850
- Specialized clean in-house using CLEAN by Circul-Air™ technology
- Cleans 4 pieces of gear
- Industrial grade construction and stainless steel, dimpled drum for heavy-duty washing
- Optimal for smaller stations
- Easy and ready-to-use installation
- 5-year limited warranty

## CIRCUL-AIR HD GENIUS PRO INDUSTRIAL GRADE 30 LB/6 PC SOFT MOUNT EXTRACTOR (CACSGHD-30PRO)

Mount Method	Soft Mount
Unit Capacity (lbs/pieces)	30/6
Dimensions (wxdxh in inches)	31.3x36.8x52.4
Unit Weight (lbs)	697
Unit Door Opening (in)	14.8
Unit Floor to Door (in)	19.9
Electrical Configuration	208-240/60/1, 2W+G, 10
Electrical Circuit Breaker	15
Water Supply Inlets	2 @ 3/4
Water Supply Flow (gpm)	16
Water Supply (psi)	29-87
Water Drain (method/size)	Gravity/3"
Unit Drum Volume	4.4



- Dedicated Fire PPE Wash Cycles as per NFPA-1851/1850
- Specialized clean in-house using CLEAN by Circul-Air™ technology
- Cleans 6 pieces of gear
- Industrial grade construction and stainless steel, dimpled drum for heavy-duty washing
- Optimal for smaller stations
- Easy and ready-to-use installation
- 5-year limited warranty

Introducing the new line of Genius Extractors! This 30-lb HD extractor is an easy-to-use, on-premise system with pre-programmed NFPA-1851/1850 compliant Advanced Cleaning and Specialized Cleaning cycles. For the first time, chemical and pre-soak innovations enable stations to conduct deep, specialized cleaning in-house while maintaining fabric integrity. This replaces the need for separate soaking tanks or sending gear off-site. It washes 3 sets of thermal liner/moisture barriers or 3 sets of outer shells (6 pieces of gear). The expanded pre-programmed, extended wash cycles allow for an ISP-level of cleaning.



call: 800-795-1150 option 2  
email: [sales@circul-air-corp.com](mailto:sales@circul-air-corp.com)  
or visit: [Circul-Air-Corp.com](http://Circul-Air-Corp.com)



call: 800-795-1150 option 2  
email: [sales@circul-air-corp.com](mailto:sales@circul-air-corp.com)  
or visit: [Circul-Air-Corp.com](http://Circul-Air-Corp.com)



# CIRCUL-AIR HD GENIUS PRO INDUSTRIAL GRADE 45 LB/8 PC SOFT MOUNT EXTRACTOR (CACSGHD-45PRO)



Mount Method	Soft Mount
Unit Capacity (lbs/pieces)	45/8
Dimensions (wxdxh in inches)	34.3x38.4x56.4
Unit Weight (lbs)	906
Unit Door Opening (in)	18.5
Unit Floor to Door (in)	20.5
Electrical Configuration	208-240/60/1/2w+G
Electrical Circuit Breaker	15
Water Supply Inlets	2 @ 3/4
Water Supply Flow (gpm)	34
Water Supply (psi)	29-87
Water Drain (method/size)	Gravity/3"
Unit Drum Volume	6.2

Introducing the new line of Genius Extractors! This 45-lb HD extractor is an easy-to-use, on-premise system with pre-programmed NFPA-1851/1850 compliant Advanced Cleaning and Specialized Cleaning cycles. For the first time, chemical and pre-soak innovations enable stations to conduct deep, specialized cleaning in-house while maintaining fabric integrity. This replaces the need for separate soaking tanks or sending gear off-site. It washes 4 sets of thermal liner/moisture barriers or 4 sets of outer shells (8 pieces of gear). The expanded pre-programmed, extended wash cycles allow for an ISP-level of cleaning.

- Dedicated Fire PPE Wash Cycles as per NFPA-1851/1850
- Specialized clean in-house using CLEAN by Circul-Air™ technology
- Cleans 8 pieces of gear
- Industrial grade construction and stainless steel, dimpled drum for heavy-duty washing
- Optimal for smaller stations
- Easy and ready-to-use installation
- 5-year limited warranty

# CIRCUL-AIR HD GENIUS PRO INDUSTRIAL GRADE 60 LB/12 PC SOFT MOUNT EXTRACTOR (CACSGHD-60PRO)

Mount Method	Soft Mount
Unit Capacity (lbs/pieces)	60/12
Dimensions (wxdxh in inches)	38.4x45.7x57.9
Unit Weight (lbs)	1299
Unit Door Opening (in)	18.5
Unit Floor to Door (in)	21.8
Electrical Configuration	208-240V/60/1/2+G (3 phase option available)
Electrical Circuit Breaker	15
Water Supply Inlets	2 @ 3/4
Water Supply Flow (gpm)	34
Water Supply (psi)	29-87
Water Drain (method/size)	Gravity/3"
Unit Drum Volume	8.4



- Dedicated Fire PPE Wash Cycles as per NFPA-1851/1850
- Specialized clean in-house using CLEAN by Circul-Air™ technology
- Cleans 12 pieces of gear
- Industrial grade construction and stainless steel, dimpled drum for heavy-duty washing
- Optimal for smaller stations
- Easy and ready-to-use installation
- 5-year limited warranty

Introducing the new line of Genius Extractors! This 60-lb HD extractor is an easy-to-use, on-premise system with pre-programmed NFPA-1851/1850 compliant Advanced Cleaning and Specialized Cleaning cycles. For the first time, chemical and pre-soak innovations enable stations to conduct deep, specialized cleaning in-house while maintaining fabric integrity. This replaces the need for separate soaking tanks or sending gear off-site. It washes 6 sets of thermal liner/moisture barriers or 6 sets of outer shells (12 pieces of gear). The expanded pre-programmed, extended wash cycles allow for an ISP-level of cleaning.



call: 800-795-1150 option 2  
email: [sales@circul-air-corp.com](mailto:sales@circul-air-corp.com)  
or visit: [Circul-Air-Corp.com](http://Circul-Air-Corp.com)



call: 800-795-1150 option 2  
email: [sales@circul-air-corp.com](mailto:sales@circul-air-corp.com)  
or visit: [Circul-Air-Corp.com](http://Circul-Air-Corp.com)





# CIRCUL-AIR HD GENIUS PRO INDUSTRIAL GRADE 70 LB/ 14 PC SOFT MOUNT EXTRACTOR (CACSGHD-70PRO)



Mount Method	Soft Mount
Unit Capacity (lbs/pieces)	70/14
Dimensions (wxdxh in inches)	38.4x49x57.9
Unit Weight (lbs)	1381
Unit Door Opening (in)	18.5
Unit Floor to Door (in)	21.8
Electrical Configuration	208-240V/ 60/1/2+G (3 phase option available)
Electrical Circuit Breaker	15
Water Supply Inlets	2 @ 3/4
Water Supply Flow (gpm)	34
Water Supply (psi)	29-87
Water Drain (method/size)	Gravity/3"
Unit Drum Volume	9.7

Introducing the new line of Genius Extractors! This 70-lb HD extractor is an easy-to-use, on-premise system with pre-programmed NFPA-1851/1850 compliant Advanced Cleaning and Specialized Cleaning cycles. For the first time, chemical and pre-soak innovations enable stations to conduct deep, specialized cleaning in-house while maintaining fabric integrity. This replaces the need for separate soaking tanks or sending gear off-site. It washes 7 sets of thermal liner/moisture barriers or 7 sets of outer shells (14 pieces of gear). The expanded pre-programmed, extended wash cycles allow for an ISP-level of cleaning.

- Dedicated Fire PPE Wash Cycles as per NFPA-1851/1850
- Specialized clean in-house using CLEAN by Circul-Air™ technology
- Cleans 14 pieces of gear
- Industrial grade construction and stainless steel, dimpled drum for heavy-duty washing
- Optimal for smaller stations
- Easy and ready-to-use installation
- 5-year limited warranty

# CIRCUL-AIR HD GENIUS PRO INDUSTRIAL GRADE 80 LB/ 16 PC SOFT MOUNT EXTRACTOR (CACSGHD-80PRO)

Mount Method	Soft Mount
Unit Capacity (lbs/pieces)	80/16
Dimensions (wxdxh in inches)	40.8x49.2x58.2
Unit Weight (lbs)	1477
Unit Door Opening (in)	18.5
Unit Floor to Door (in)	22.1
Electrical Configuration	208-240/60/3/ 3w+G, 10
Electrical Circuit Breaker	15
Water Supply Inlets	2 @ 3/4
Water Supply Flow (gpm)	34
Water Supply (psi)	29-87
Water Drain (method/size)	Gravity/3"
Unit Drum Volume	11.3



- Dedicated Fire PPE Wash Cycles as per NFPA-1851/1850
- Specialized clean in-house using CLEAN by Circul-Air™ technology
- Cleans 16 pieces of gear
- Industrial grade construction and stainless steel, dimpled drum for heavy-duty washing
- Optimal for smaller stations
- Easy and ready-to-use installation
- 5-year limited warranty

Introducing the new line of Genius Extractors! This 80-lb HD extractor is an easy-to-use, on-premise system with pre-programmed NFPA-1851/1850 compliant Advanced Cleaning and Specialized Cleaning cycles. For the first time, chemical and pre-soak innovations enable stations to conduct deep, specialized cleaning in-house while maintaining fabric integrity. This replaces the need for separate soaking tanks or sending gear off-site. It washes 8 sets of thermal liner/moisture barriers or 8 sets of outer shells (16 pieces of gear). The expanded pre-programmed, extended wash cycles allow for an ISP-level of cleaning.



call: 800-795-1150 option 2  
email: [sales@circul-air-corp.com](mailto:sales@circul-air-corp.com)  
or visit: [Circul-Air-Corp.com](http://Circul-Air-Corp.com)



call: 800-795-1150 option 2  
email: [sales@circul-air-corp.com](mailto:sales@circul-air-corp.com)  
or visit: [Circul-Air-Corp.com](http://Circul-Air-Corp.com)



## EXTRACTOR BASES



Extractors have an optional base available for purchase. Bases allow for easier extractor-installation and raise extractors off of the floor, increasing accessibility.

- Heavy-duty design; manufacturer specific
- Welded steel construction
- Pre-drilled locating and mounting holes
- Standard 6" elevation
- Also available in 4", 8" or 12" elevations

Available for:

- CAC-SM22 and SM35 PRO
- CAC-SHD 20 - 70
- CAC-SGHD 25 - 80
- CAC-HMHD 30 - 70

Hard Mount Part Number: CACHMBS-XX

Soft Mount Part Number: CACSMBS-XX

Install Hardware & Chemical Kits Available



## EXTRACTOR PUMPS & DRAINAGE TROUGHS



The Circul-Air Turnout Extractor System comes with a complimentary SEKO Pump and a gallon of pre-programmed detergent to get you started. That way, all you have to do is plug your extractor in and wash your turnout gear. Pumps and chemicals are also able to be purchased independently.

Pumps Included in Turnout Extractor System:

- Pre-wired dosing signaled from extractor or manual switch
- Pre-programmed to dispense appropriate amount of detergent
- Basic install and low maintenance pumps
- Precise detergent discharge resulting in consistent gear cleaning

Pumps purchased independently do not include pre-programming.



Introducing the Circul-Air Water Management System: a drainage trough system that enables flexibility in removing wastewater.

- Expanded use of existing infrastructure
- Efficient water management
- Collects and directs water to a single existing drainage outlet (wall or floor), even at a distance laterally or vertically
- Processes discharge from multiple machines, reducing the need for separate plumbing connections
- Mitigates overflow or back-up, even during peak-use, by managing high volume water discharge
- Simplified maintenance
- Constructed from durable, corrosion-resistant materials

call: 800-795-1150 option 2  
email: [sales@circul-air-corp.com](mailto:sales@circul-air-corp.com)  
or visit: [Circul-Air-Corp.com](http://Circul-Air-Corp.com)

call: 800-795-1150 option 2  
email: [sales@circul-air-corp.com](mailto:sales@circul-air-corp.com)  
or visit: [Circul-Air-Corp.com](http://Circul-Air-Corp.com)





## EXTRACTOR CHEMICALS



Circul-Air recommends the use of [CitroSqueeze®](#).

[CitroSqueeze®](#) Turnout Gear & PPE Cleaner is the leading technical detergent available in North America for the safe cleaning of oil, soot, grease and other hydrocarbon contaminants from all types of PPE apparel and FR clothing. Simple to use, biodegradable, and uniquely effective, [CitroSqueeze®](#) has been the leader and #1 choice for cleaning fire fighters' PPE for over 20 years.

It is the ONLY NFPA 1851/1850 compliant PPE turnout gear cleaner that has been tested extensively by the industry's textile suppliers. It is PROVEN to maintain the protective quality of PPE and turnout apparel.

Available online or through your local distributor. Included in the Circul-Air Turnout Extractor System.

For bloodborne contaminants or other bio-hazardous contaminants, Circul-Air recommends the use of BioCLEAN Fire Dept. PPE™ Turnout Gear Detergent.

EPA Registered in all 50 states.

Available online or through your local distributor. Included in the Circul-Air Turnout Extractor System when you purchase a Genius Series Extractor.

## EXTRACTOR CHEMICALS



### Ensure Compliance & Safety with Specialized Cleaning for Li-Ion Exposures

Firefighters face hazardous contaminants every day, from toxic chemicals to carcinogens and Li-ion battery residue. NFPA 1851/1850 recommends Specialized Cleaning for exposure to bulk chemicals, asbestos, biological contaminants, and Li-ion battery particulates. For the first time, departments can achieve a specialized clean for Li-ion exposure on-premise, at the station-level. This replaces the need for separate soaking tanks and for sending gear off-site!

### CLEAN by Circul-Air™ + Circul-Air Genius Series Extractor

Now available as part of the Circul-Air Turnout Extractor System, CLEAN by Circul-Air™ combined with the Genius Series Extractor safely and effectively removes hazardous

contaminants, including Li-ion battery residues.

- ✓ NFPA 1851/1850 Specialized Cleaning Capabilities\*
- ✓ Verified at Multiple ISPs and Third-Party Tested by UL and Intertek.\*
- ✓ Station-Level Decontamination
- ✓ Replaces Need for Separate Soaking Tanks

Available online or through your local distributor. Included in the Circul-Air Turnout Extractor System.

\*Contact Circul-Air for Training Requirements & Verification Details



call: 800-795-1150 option 2  
email: [sales@circul-air-corp.com](mailto:sales@circul-air-corp.com)  
or visit: [Circul-Air-Corp.com](http://Circul-Air-Corp.com)



call: 800-795-1150 option 2  
email: [sales@circul-air-corp.com](mailto:sales@circul-air-corp.com)  
or visit: [Circul-Air-Corp.com](http://Circul-Air-Corp.com)





# Dry It.



**Wide Selection for All Applications and Needs**  
**Dries Turnout Gear, Hose, SCBA and Other Hardgoods**  
**Industry-Leading Warranties**  
**NFPA-1851/1850 Compliant**  
**Cabinets and Portable Dryers Proudly Made in North America**



## V511 EXPRESS 2 GEAR (4 PC) DRYING CABINET / 120V



Electrical Configuration (voltage/phase/hz/amps)	120v / 1 / 60hz (3 prong plug)
Suggested Amp Breaker	15
Venting Requirements	Optional. If used 10-14"
Dimensions (wxhxd in inches)	32.75x39x83.25
Standard Programmed Cycles	Hose 10 hour / Gear 3 hour
Airflow/Watts of Heating	600 CFM / 1500 watts



- Commercial grade, powder coated and galvanized construction for long-lasting durability to dry gear for years to come
- Capacity up to 4 pieces of gear
- Includes: 4 gear hangers, 4 glove hangers, 3 wire racks, 1 boot rack to dry up to 6 pieces of gear at a time
- Compact design optimal for limited space and gear needs
- Proudly made in North America
- 10-year warranty

With an industry-leading 10-year warranty, we are not only confident that the durability of our Circul-Air cabinet gear dryers will exceed expectations, we stand by it. The Express 2-Gear is a smaller cabinet that is perfect for stations that have limited space and a strict budget. With the smaller footprint, the capacity of the 2-gear is 4 pieces. Including both ambient and heat functions, our 2-gear is the ideal entry level cabinet that is compliant with NFPA 1851/1850.

call: 800-795-1150 option 2  
email: [sales@circul-air-corp.com](mailto:sales@circul-air-corp.com)  
or visit: [Circul-Air-Corp.com](http://Circul-Air-Corp.com)



call: 800-795-1150 option 2  
email: [sales@circul-air-corp.com](mailto:sales@circul-air-corp.com)  
or visit: [Circul-Air-Corp.com](http://Circul-Air-Corp.com)



## PPE EXPRESS 4 GEAR (6 PC) DRYING CABINET



Electrical Configuration (voltage/phase/hz/amps) with Associated Part Number	Part # E412= 240/1/60/30.1
	Part # E413= 208/1/60/27.5
	Part # E433= 240/3/60/19.6
	Part # E434= 208/3/60/17.7
Suggested Amp Breaker	35 (30 for E434)
Venting Requirements	10-14"
Dimensions (wx dx in inches)	47x33.75x81
Standard Programmed Cycles	Hose 10 hour / Gear 3 hour Hose
Airflow/Watts of Heating	600 CFM / 6000 watts

With an industry-leading 10-year warranty, we are not only confident that the durability of our Circul-Air cabinet gear dryers will exceed expectations, we stand by it. The Express 4-Gear is the smallest of the double-door units and is perfect for stations that have limited space and budget. The Express 4-Gear packs a punch, offering a small footprint while also drying up to 6 pieces of gear. Including both ambient and heat functions, our 4-gear is the ideal standard level cabinet that is compliant with NFPA 1851/1850.

- Commercial grade, powder coated and galvanized construction for long-lasting durability to dry gear for years to come
- Capacity up to 6 pieces of gear
- Includes: 6 gear hangers, 6 glove hangers, 2 wire racks, 2 boot rack to dry up to 6 pieces of gear at a time
- Smallest of the double-door units optimal for limited space and standard gear needs
- Proudly made in North America
- 10-year warranty



## PPE EXPRESS 4 GEAR (6 PC) DRYER-PRO

Electrical Configuration (voltage/phase/hz/amps) with Associated Part Number	
Suggested Amp Breaker	
Venting Requirements	
Dimensions (wx dx in inches)	
Standard Programmed Cycles	
Airflow/Watts of Heating	

**Coming Soon!**



- Industrial grade, powder coated and galvanized construction for long-lasting durability to dry gear for years to come
- Capacity up to 6 pieces of gear
- Includes: TargetDry hangers for turnout gear and SCBA harnesses, boot shelves, EZView magnetic doors, large touchscreen interface
- Standard sizing optimal for standard space and increased gear needs
- Proudly made in North America
- 10-year warranty

New for 2025! The PPE Express PRO by Circul-Air Corp.

The PPE-4 PRO is the next generation of Circul-Air dryer specifically designed for the ever expanding requirements of advanced cleaning. Our legacy of circulated air solutions is augmented with TargetDry air placement and environmental sensing to give a superior drying experience. Built to last, this product continues to build on our 85 years of experience helping you to WashIt, DryIt, StoreIt.®

The PPE-Pro line carries an industry-leading 10-year warranty, backed by 85 years of experience.



call: 800-795-1150 option 2  
email: [sales@circul-air-corp.com](mailto:sales@circul-air-corp.com)  
or visit: [Circul-Air-Corp.com](http://Circul-Air-Corp.com)



call: 800-795-1150 option 2  
email: [sales@circul-air-corp.com](mailto:sales@circul-air-corp.com)  
or visit: [Circul-Air-Corp.com](http://Circul-Air-Corp.com)



# PPE EXPRESS 6 GEAR (8 PC) DRYER



Electrical Configuration (voltage/phase/hz/amps) with Associated Part Number	Part # E612= 240/1/60/30.1  Part # E613= 208/1/60/27.5  Part # E633= 240/3/60/19.6  Part # E634= 208/3/60/17.7
Suggested Amp Breaker	35 (30 for E634)
Venting Requirements	10-14"
Dimensions (wxdxh in inches)	55x36.5x81
Standard Programmed Cycles	Hose 10 hour / Gear 3 hour Hose
Airflow/Watts of Heating	900 CFM / 6000 watts

With an industry-leading 10-year warranty, we are not only confident that the durability of our Circul-Air cabinet gear dryers will exceed expectations, we stand by it. The Express 6-Gear cabinet have a capacity of 6-8 pieces of gear and include 4 racks for drying hose. Our negative-pressure design allows for gear to be dried thoroughly without the need for intense heat. This dryer arrives pre-programmed to be NFPA 1851/1850 compliant.

- Commercial grade, powder coated and galvanized construction for long-lasting durability to dry gear for years to come
- Capacity up to 8 pieces of gear
- Includes: 6 gear hangers, 6 glove hangers, 3 wire racks, 1 boot rack to dry up to 8 pieces of gear at a time
- Standard sizing optimal for standard space and increased gear needs
- Proudly made in North America
- 10-year warranty

# PPE EXPRESS 6 GEAR (8 PC) DRYER-PRO

Electrical Configuration (voltage/phase/hz/amps) with Associated Part Number	
Suggested Amp Breaker	
Venting Requirements	
Dimensions (wxdxh in inches)	
Standard Programmed Cycles	
Airflow/Watts of Heating	



- Industrial grade, powder coated and galvanized construction for long-lasting durability to dry gear for years to come
- Capacity up to 8 pieces of gear
- Includes: TargetDry hangers for turnout gear and SCBA harnesses, boot shelves, EZView magnetic doors, large touchscreen interface
- Standard sizing optimal for standard space and increased gear needs
- Proudly made in North America
- 10-year warranty

New for 2025! The PPE Express PRO by Circul-Air Corp.

The PPE-6 PRO is the next generation of Circul-Air dryer specifically designed for the ever expanding requirements of advanced cleaning. Our legacy of circulated air solutions is augmented with TargetDry air placement and environmental sensing to give a superior drying experience. Built to last, this product continues to build on our 85 years of experience helping you to WashIt, DryIt, StoreIt.®

The PPE-Pro line carries an industry-leading 10-year warranty, backed by 85 years of experience.



call: 800-795-1150 option 2  
email: [sales@circul-air-corp.com](mailto:sales@circul-air-corp.com)  
or visit: [Circul-Air-Corp.com](http://Circul-Air-Corp.com)



call: 800-795-1150 option 2  
email: [sales@circul-air-corp.com](mailto:sales@circul-air-corp.com)  
or visit: [Circul-Air-Corp.com](http://Circul-Air-Corp.com)

## PPE 6XL DUAL PURPOSE DRYER (10 PC)



	Part # D612= 240/1/60/30.1
Electrical Configuration (voltage/phase/hz/amps) with Associated Part Number	Part # D613= 208/1/60/27.5 Part # D633= 240/3/60/19.6 Part # D634= 208/3/60/17.7
Suggested Amp Breaker	35 (30 for D634)
Venting Requirements	10-14"
Dimensions (wx dxh in inches)	49x55x81
Standard Programmed Cycles	Hose 10 hour / Gear 3 hour Hose
Airflow/Watts of Heating	900 CFM / 6000 watts

With an industry-leading 10-year warranty, we are not only confident that the durability of our Circul-Air cabinet gear dryers will exceed expectations, we stand by it. The Dual Purpose Cabinet is ideal for multi-engine stations that want the ability to dry gear and hose. Having the capacity of 8-10 pieces of gear and 500 ft of 5" hose (separately), this dryer arrives pre-programmed to be NFPA 1851/1850 compliant.

- Commercial grade, powder coated and galvanized construction for long-lasting durability to dry gear for years to come
- Capacity up to 10 pieces of gear
- Includes: 6 gear hangers, 6 glove hangers, 10 wire racks to dry up to 10 pieces of gear at a time
- Largest of the double-door units optimal for larger spaces, increased gear and hose needs
- Proudly made in North America
- 10-year warranty

## PORTABLE TURNOUT GEAR DRYER – 2 POSITION

Capacity	2 position
Dimensions (wx dxh in inches)	32x41.75x77
Weight (lbs)	150
Electrical Configuration	120v/60 hz
Recommended Breaker	15 amp
Air Flow Total (cfm)	525
Heat (w)	1500



- Commercial grade construction and powder coated for long-lasting durability to dry gear for years to come
- 4 heavy-duty 5" castor wheels (2 fixed, 2 swivel locking)
- Best in class 65 dBA operation at 6', 55 dBA at 10' allowing for use in close proximity to personnel
- Dries 4 pieces of disassembled clothing and an additional 8 pieces of accessory
- Optimal for small or on-scene spaces
- Proudly made in North America
- 3-year warranty

For stations or applications with limited volume or space constraints, the portable dryer by Circul-Air allows for quick and efficient deployment in the station or on-scene, bringing drying capabilities to where they are needed. With higher ground clearance than the competition, these units can be moved while loaded. The Port-2 is the smallest of the fully mobile dryer options that has a capacity of 2 sets of thermal/moisture barrier liners or 2 sets of outer shells (4-pieces). With an industry-leading low-decibel reading, we provide dry gear while eliminating the exposure noise in the station. Including ambient and heat settings with every dryer ensures your gear is being dried appropriately.





## PORTABLE TURNOUT GEAR DRYER – 4 POSITION



Capacity	4 position
Dimensions (wxdxh in inches)	32x60.5x77
Weight (lbs)	225
Electrical Configuration	120v/60 hz
Recommended Breaker	15 amp
Air Flow Total (cfm)	525
Heat (w)	1500

For stations with limited volume or space constraints, the portable dryer allows for quick and efficient deployment in the station or on-scene, bringing drying capabilities to where they are needed. With higher ground clearance than the competition, these units can be moved while loaded. The Port-4 is a mid-size portable dryer that has a capacity of up to 8 pieces of gear. With an industry-leading low-decibal reading, we provide dry gear while eliminating the exposure noise in the station. Including ambient and heat settings with every dryer ensures your gear is being dried appropriately.

- Commercial grade construction and powder coated for long-lasting durability to dry gear for years to come
- 4 heavy-duty 5" castor wheels (2 fixed, 2 swivel locking)
- Best in class 65 dBA operation at 6', 55 dBA at 10' allowing for use in close proximity to personnel
- Dries 8 pieces of disassembled clothing and an additional 16 pieces of accessory
- Optimal for small or on-scene spaces
- Proudly made in North America
- 3-year warranty

## PORTABLE TURNOUT GEAR DRYER – 6 POSITION

Capacity	6 position
Dimensions (wxdxh in inches)	32x90.5x77
Weight (lbs)	315
Electrical Configuration	120v/60 hz
Recommended Breaker	15 amp
Air Flow Total (cfm)	525
Heat (w)	1500



- Commercial grade construction and powder coated for long-lasting durability to dry gear for years to come
- 4 heavy-duty 5" castor wheels (2 fixed, 2 swivel locking)
- Best in class 65 dBA operation at 6', 55 dBA at 10' allowing for use in close proximity to personnel
- Dries 12 pieces of disassembled clothing and an additional 24 pieces of accessory
- Optimal for small or on-scene spaces
- Proudly made in North America
- 3-year warranty

For stations with limited volume or space constraints, the portable dryer allows for quick and efficient deployment in the station or on-scene, bringing drying capabilities to where they are needed. With higher ground clearance than the competition, these units can be moved while loaded. The Port-6 is the largest of the mobile dryer options, offering drying capacity for 12 pieces of gear. With an industry-leading low-decibal reading, we provide dry gear while eliminating the exposure noise in the station. Including ambient and heat settings with every dryer ensures your gear is being dried appropriately.



call: 800-795-1150 option 2  
email: [sales@circul-air-corp.com](mailto:sales@circul-air-corp.com)  
or visit: [Circul-Air-Corp.com](http://Circul-Air-Corp.com)



call: 800-795-1150 option 2  
email: [sales@circul-air-corp.com](mailto:sales@circul-air-corp.com)  
or visit: [Circul-Air-Corp.com](http://Circul-Air-Corp.com)



# TURNOUT GEAR TUMBLE DRYER – 25-35 LBS/4-8 PCS



Capacity (lbs/pieces)	35/8
Door Diameter (in)	22.7
Door to Floor (in)	27.5
Drum Depth (in)	30
Drum Volume (ft³)	9.6
Electrical Configuration	120/1/50–60/1W+N+G/15
Gas Inlet (bsp)	½ NPT
Exhaust	6
Max Airflow (cfm)	500
Dimensions (wxdxh in inches)	27.9x45.5x63.9
Weight (lbs)	340

This 25-35-lb Tumble Dryer is ideal for centralized drying of multiple stations at one location. This machine operates with the use of both electric and gas, drying more gear in a small footprint. Arriving pre-promgrammed to provide ISP-capacity drying, its pre-programmed cycles within the dryer ensures that your gear is thoroughly dried, reducing the risk of mold, mildew and bacterial growth. Loading and unloading your gear has never been easier. The tumble dryer's door features a wide 180-degree opening, ensuring convenient access and maneuverability with minimal effort. Circul-Air tumble dryers are full NFPA-1851/1850 compliant, which ensures your gear will be dried safely and in a timely fashion.

- Commercial grade construction
- Four Pre-Programmed Cycles:
  1. No Heat: Ideal for situations where gentle drying is preferred.
  2. Outer Shells: A moderate, NFPA-compliant heat setting for a balanced drying process.
  3. Liners/Hoods: A moderate, NFPA-compliant heat setting for a balanced drying process.
  4. General, Non-PPE Dry: Ideal for non-gear items where temperature settings can be increased beyond NFPA-1850 maximums.
- Dries up to 8 pieces of gear
- Optimal for ISPs or stations in dryer climates with high gear needs
- 1-year warranty



# TURNOUT GEAR TUMBLE DRYER – 55-65 LBS/10-14 PCS



Capacity (lbs/pieces)	65/14
Door Diameter (in)	26.9
Door to Floor (in)	26.3
Drum Depth (in)	35
Drum Volume (ft³)	17.3
Electrical Configuration	120/1/50–60/1W+N+G/15
Gas Inlet (bsp)	½ NPT
Exhaust	8
Max Airflow (cfm)	700
Dimensions (wxdxh in inches)	34.5x53.1x66.7
Weight (lbs)	440

- Commercial grade construction
- Four Pre-Programmed Cycles:
  1. No Heat: Ideal for situations where gentle drying is preferred.
  2. Outer Shells: A moderate, NFPA-compliant heat setting for a balanced drying process.
  3. Liners/Hoods: A moderate, NFPA-compliant heat setting for a balanced drying process.
  4. General, Non-PPE Dry: Ideal for non-gear items where temperature settings can be increased beyond NFPA-1850 maximums.
- Dries up to 14 pieces of gear
- Optimal for ISPs or stations in dryer climates with high gear needs
- 1-year warranty

This 55-65-lb Tumble Dryer is ideal for centralized drying of multiple stations at one location. This machine operates with the use of both electric and gas, drying more gear in a small footprint. Arriving pre-promgrammed to provide ISP-capacity drying, its pre-programmed cycles within the dryer ensures that your gear is thoroughly dried, reducing the risk of mold, mildew and bacterial growth. Loading and unloading your gear has never been easier. The tumble dryer's door features a wide 180-degree opening, ensuring convenient access and maneuverability with minimal effort. Circul-Air tumble dryers are full NFPA-1851/1850 compliant, which ensures your gear will be dried safely and in a timely fashion.



call: 800-795-1150 option 2  
email: [sales@circul-air-corp.com](mailto:sales@circul-air-corp.com)  
or visit: [Circul-Air-Corp.com](http://Circul-Air-Corp.com)



call: 800-795-1150 option 2  
email: [sales@circul-air-corp.com](mailto:sales@circul-air-corp.com)  
or visit: [Circul-Air-Corp.com](http://Circul-Air-Corp.com)



## TURNOUT GEAR TUMBLE DRYER – 75-85 LBS/15-18 PCS



Capacity (lbs/pieces)	85/18
Door Diameter (in)	27
Door to Floor (in)	29.2
Drum Depth (in)	36
Drum Volume (ft³)	22.4
Electrical Configuration	120/1/50– 60/1W+N+G/1 5
Gas Inlet (bsp)	½ NPT
Exhaust	8
Max Airflow (cfm)	800
Dimensions (wxdxh in inches)	38.5x53x77.3
Weight (lbs)	730

This 75-85-lb Tumble Dryer is ideal for centralized drying of multiple stations at one location. This machine operates with the use of both electric and gas, drying more gear in a small footprint. Arriving pre-programmed to provide ISP-capacity drying, its pre-programmed cycles within the dryer ensures that your gear is thoroughly dried, reducing the risk of mold, mildew and bacterial growth. Loading and unloading your gear has never been easier. The tumble dryer's door features a wide 180-degree opening, ensuring convenient access and maneuverability with minimal effort. Circul-Air tumble dryers are full NFPA-1851/1850 compliant, which ensures your gear will be dried safely and in a timely fashion.

- Commercial grade construction
- Four Pre-Programmed Cycles:
  1. No Heat: Ideal for situations where gentle drying is preferred.
  2. Outer Shells: A moderate, NFPA-compliant heat setting for a balanced drying process.
  3. Liners/Hoods: A moderate, NFPA-compliant heat setting for a balanced drying process.
  4. General, Non-PPE Dry: Ideal for non-gear items where temperature settings can be increased beyond NFPA-1850 maximums.
- Dries up to 18 pieces of gear
- Optimal for ISPs or stations in dryer climates with high gear needs
- 1-year warranty



## TURNOUT GEAR TUMBLE DRYER – 115-125 LBS/21-25 PCS



Capacity (lbs/pieces)	125/25
Door Diameter (in)	27
Door to Floor (in)	31.4
Drum Depth (in)	41
Drum Volume (ft³)	36.1
Electrical Configuration	120/1/50– 60/1W+N+G/1 5
Gas Inlet (bsp)	½ NPT
Exhaust	10
Max Airflow (cfm)	1400
Dimensions (wxdxh in inches)	46.1x67.9x85.7
Weight (lbs)	1250

- Commercial grade construction
- Four Pre-Programmed Cycles:
  1. No Heat: Ideal for situations where gentle drying is preferred.
  2. Outer Shells: A moderate, NFPA-compliant heat setting for a balanced drying process.
  3. Liners/Hoods: A moderate, NFPA-compliant heat setting for a balanced drying process.
  4. General, Non-PPE Dry: Ideal for non-gear items where temperature settings can be increased beyond NFPA-1850 maximums.
- Dries up to 25 pieces of gear
- Optimal for ISPs or stations in dryer climates with high gear needs
- 1-year warranty

This 115-125-lb Tumble Dryer is ideal for centralized drying of multiple stations at one location. This machine operates with the use of both electric and gas, drying more gear in a small footprint. Arriving pre-programmed to provide ISP-capacity drying, its pre-programmed cycles within the dryer ensures that your gear is thoroughly dried, reducing the risk of mold, mildew and bacterial growth. Loading and unloading your gear has never been easier. The tumble dryer's door features a wide 180-degree opening, ensuring convenient access and maneuverability with minimal effort. Circul-Air tumble dryers are full NFPA-1851/1850 compliant, which ensures your gear will be dried safely and in a timely fashion.



call: 800-795-1150 option 2  
email: [sales@circul-air-corp.com](mailto:sales@circul-air-corp.com)  
or visit: [Circul-Air-Corp.com](http://Circul-Air-Corp.com)



call: 800-795-1150 option 2  
email: [sales@circul-air-corp.com](mailto:sales@circul-air-corp.com)  
or visit: [Circul-Air-Corp.com](http://Circul-Air-Corp.com)



# Store It.



**Built to Last**

**Ventilation Mitigates Odor, Mold & Bacteria**

**Lockers & Racking Available in Wall Mount,  
Freestanding or Mobile Configurations to**

**Suit your Unique Station Layout**

**Lockers Run Unlimited Based on Modular Design**

**Customizable Accessories to Suit your Needs**

**Proudly Made in North America**



## WALL MOUNT GEAR STORAGE LOCKER



The wall-mounted gear lockers provide a space-saving storage option. The North American, 4-point construction provides structural stability within wall-mounted lockers. Offering endless locker combinations provides the station with the ability to fulfill their unique storage needs.

- Heavy-duty steel 4-point construction
- 1.25" 16GA square and round tube; ¼" wire
- Adjustable helmet/boot shelves
- Fixed hanger bar and nameplate
- Rugged powder coat finish
- Colors: red or gray (custom colors available)
- Security option is available to secure

gear and personal items

- Locker runs unlimited based on modular design
- Fixed solid-aluminum hanger bar
- Each assembly kit includes all hardware needed to complete assembly of storage system. Exception: wall hardware to attach wall mount bracket to wall is not included.
- See accessory section for add-on hangers for gear, gloves and boots
- Skid and freight extra and calculated on best way methods
- Proudly made in North America

18" Wide Openings Wall Mount Gear Storage	Dimensions (wx dxh in inches)	Part Number w/o security	Part Number w/optional security
18" Wide Lockers 2 position	39.5x21x78.25*	CAC-WMGL-18/02	CAC-WMGL-18/02+sec
18" Wide Lockers 3 position	58.5x21x78.25*	CAC-WMGL-18/03	CAC-WMGL-18/03+sec
18" Wide Lockers 4 position	77.5x21x78.25*	CAC-WMGL-18/04	CAC-WMGL-18/04+sec
18" Wide Lockers 5 position	96.5x21x78.25*	CAC-WMGL-18/05	CAC-WMGL-18/05+sec
18" Wide Lockers 6 position	115.5x21x78.25*	CAC-WMGL-18/06	CAC-WMGL-18/06+sec
18" Wide Lockers 7 position	134.5x21x78.25*	CAC-WMGL-18/07	CAC-WMGL-18/07+sec
18" Wide Lockers 8 position	153.5x21x78.25*	CAC-WMGL-18/08	CAC-WMGL-18/08+sec
18" Wide Lockers 9 position	172.5x21x78.25*	CAC-WMGL-18/09	CAC-WMGL-18/09+sec
18" Wide Lockers 10 position	191.5x21x78.25*	CAC-WMGL-18/10	CAC-WMGL-18/10+sec

20" Wide Openings Wall Mount Gear Storage	Dimensions (wx dxh in inches)	Part Number w/o security	Part Number w/optional security
20" Wide Lockers 2 position	43.5x21x78.25*	CAC-WMGL-20/02	CAC-WMGL-20/02+sec
20" Wide Lockers 3 position	64.5x21x78.25*	CAC-WMGL-20/03	CAC-WMGL-20/03+sec
20" Wide Lockers 4 position	85.5x21x78.25*	CAC-WMGL-20/04	CAC-WMGL-20/04+sec
20" Wide Lockers 5 position	106.5x21x78.25*	CAC-WMGL-20/05	CAC-WMGL-20/05+sec
20" Wide Lockers 6 position	127.5x21x78.25*	CAC-WMGL-20/06	CAC-WMGL-20/06+sec
20" Wide Lockers 7 position	148.5x21x78.25*	CAC-WMGL-20/07	CAC-WMGL-20/07+sec
20" Wide Lockers 8 position	169.5x21x78.25*	CAC-WMGL-20/08	CAC-WMGL-20/08+sec
20" Wide Lockers 9 position	190.5x21x78.25*	CAC-WMGL-20/09	CAC-WMGL-20/09+sec
20" Wide Lockers 10 position	211.5x21x78.25*	CAC-WMGL-20/10	CAC-WMGL-20/10+sec

24" Wide Openings Wall Mount Gear Storage	Dimensions (wx dxh in inches)	Part Number w/o security	Part Number w/optional security
24" Wide Lockers 2 position	51.5x21x78.25*	CAC-WMGL-24/02	CAC-WMGL-24/02+sec
24" Wide Lockers 3 position	76.5x21x78.25*	CAC-WMGL-24/03	CAC-WMGL-24/03+sec
24" Wide Lockers 4 position	101.5x21x78.25*	CAC-WMGL-24/04	CAC-WMGL-24/04+sec
24" Wide Lockers 5 position	126.5x21x78.25*	CAC-WMGL-24/05	CAC-WMGL-24/05+sec
24" Wide Lockers 6 position	151.5x21x78.25*	CAC-WMGL-24/06	CAC-WMGL-24/06+sec
24" Wide Lockers 7 position	176.5x21x78.25*	CAC-WMGL-24/07	CAC-WMGL-24/07+sec
24" Wide Lockers 8 position	201.5x21x78.25*	CAC-WMGL-24/08	CAC-WMGL-24/08+sec
24" Wide Lockers 9 position	226.5x21x78.25*	CAC-WMGL-24/09	CAC-WMGL-24/09+sec
24" Wide Lockers 10 position	251.5x21x78.25*	CAC-WMGL-24/10	CAC-WMGL-24/10+sec

\* Height dimension based on standard 6" clearance. Floor clearance subject to client modification.



call: 800-795-1150 option 2  
email: [sales@circul-air-corp.com](mailto:sales@circul-air-corp.com)  
or visit: [Circul-Air-Corp.com](http://Circul-Air-Corp.com)




call: 800-795-1150 option 2  
email: [sales@circul-air-corp.com](mailto:sales@circul-air-corp.com)  
or visit: [Circul-Air-Corp.com](http://Circul-Air-Corp.com)





## FREE STANDING (SINGLE AND DUAL SIDED) GEAR STORAGE LOCKER



The free-standing locker is similar to the build of the mobile lockers except the leveling feet temporarily fix them to a location. With the ease of installation, the free-standing option provides the flexibility of the mobile with the simplified installation of the wall-mounted. The robust design offers stability without being fixed to the wall. The variety of sizes and color options provides the opportunity to customize your storage needs.

- Heavy-duty steel 4-point construction
- 1.25" 16GA square and round tube; ¼" wire
- Adjustable helmet/boot shelves
- Adjustable free-standing feet
- Fixed hanger bar and nameplate
- Rugged powder coat finish
- Colors: red or gray (custom colors available)
- Security option is available to secure gear and personal items
- Locker runs unlimited based on modular design
- Fixed solid-aluminum hanger bar
- Each assembly kit includes all hardware needed to complete assembly of storage system
- See accessory section for add-on hangers for gear, gloves and boots
- Skid and freight extra and calculated on best way methods
- Proudly made in North America



call: 800-795-1150 option 2  
email: [sales@circul-air-corp.com](mailto:sales@circul-air-corp.com)  
or visit: [Circul-Air-Corp.com](http://Circul-Air-Corp.com)



18" Wide Openings Free Standing Gear Storage	Dimensions (wxhxd in inches)	Part Number w/o security	Part Number w/optional security
18" Wide Lockers 2 position	39.5x21x81.5	CAC-FSGL-18/02	CAC-FSGL-18/02+sec
18" Wide Lockers 3 position	58.5x21x81.5	CAC-FSGL-18/03	CAC-FSGL-18/03+sec
18" Wide Lockers 4 position	77.5x21x81.5	CAC-FSGL-18/04	CAC-FSGL-18/04+sec
18" Wide Lockers 5 position	96.5x21x81.5	CAC-FSGL-18/05	CAC-FSGL-18/05+sec
18" Wide Lockers 6 position	115.5x21x81.5	CAC-FSGL-18/06	CAC-FSGL-18/06+sec
18" Wide Lockers 7 position	134.5x21x81.5	CAC-FSGL-18/07	CAC-FSGL-18/07+sec
18" Wide Lockers 8 position	153.5x21x81.5	CAC-FSGL-18/08	CAC-FSGL-18/08+sec
18" Wide Lockers 9 position	172.5x21x81.5	CAC-FSGL-18/09	CAC-FSGL-18/09+sec
18" Wide Lockers 10 position	191.5x21x81.5	CAC-FSGL-18/10	CAC-FSGL-18/10+sec
20" Wide Openings Free Standing Gear Storage	Dimensions (wxhxd in inches)	Part Number w/o security	Part Number w/optional security
20" Wide Lockers 2 position	43.5x21x81.5	CAC-FSGL-20/02	CAC-FSGL-20/02+sec
20" Wide Lockers 3 position	64.5x21x81.5	CAC-FSGL-20/03	CAC-FSGL-20/03+sec
20" Wide Lockers 4 position	85.5x21x81.5	CAC-FSGL-20/04	CAC-FSGL-20/04+sec
20" Wide Lockers 5 position	106.5x21x81.5	CAC-FSGL-20/05	CAC-FSGL-20/05+sec
20" Wide Lockers 6 position	127.5x21x81.5	CAC-FSGL-20/06	CAC-FSGL-20/06+sec
20" Wide Lockers 7 position	148.5x21x81.5	CAC-FSGL-20/07	CAC-FSGL-20/07+sec
20" Wide Lockers 8 position	169.5x21x81.5	CAC-FSGL-20/08	CAC-FSGL-20/08+sec
20" Wide Lockers 9 position	190.5x21x81.5	CAC-FSGL-20/09	CAC-FSGL-20/09+sec
20" Wide Lockers 10 position	211.5x21x81.5	CAC-FSGL-20/10	CAC-FSGL-20/10+sec
24" Wide Openings Free Standing Gear Storage	Dimensions (wxhxd in inches)	Part Number w/o security	Part Number w/optional security
24" Wide Lockers 2 position	51.5x21x81.5	CAC-FSGL-24/02	CAC-FSGL-24/02+sec
24" Wide Lockers 3 position	76.5x21x81.5	CAC-FSGL-24/03	CAC-FSGL-24/03+sec
24" Wide Lockers 4 position	101.5x21x81.5	CAC-FSGL-24/04	CAC-FSGL-24/04+sec
24" Wide Lockers 5 position	126.5x21x81.5	CAC-FSGL-24/05	CAC-FSGL-24/05+sec
24" Wide Lockers 6 position	151.5x21x81.5	CAC-FSGL-24/06	CAC-FSGL-24/06+sec
24" Wide Lockers 7 position	176.5x21x81.5	CAC-FSGL-24/07	CAC-FSGL-24/07+sec
24" Wide Lockers 8 position	201.5x21x81.5	CAC-FSGL-24/08	CAC-FSGL-24/08+sec
24" Wide Lockers 9 position	226.5x21x81.5	CAC-FSGL-24/09	CAC-FSGL-24/09+sec
24" Wide Lockers 10 position	251.5x21x81.5	CAC-FSGL-24/10	CAC-FSGL-24/10+sec
18" Free Standing Dual Side Locker	Dimensions (wxhxd in ")	Part Number w/o security	Part Number w/optional security
18" 2 Each Side - total 4 position	39.5x41x 81.5	CAC-FSDGL-18/D4	CAC-FSDGL-18/D4+sec
18" 3 Each Side - total 6 position	58.5x41x81.5	CAC-FSDGL-18/D6	CAC-FSDGL-18/D6+sec
18" 4 Each Side - total 8 position	77.5x41x81.5	CAC-FSDGL-18/D8	CAC-FSDGL-18/D8+sec
20" Free Standing Dual Side Locker			
20" 2 Each Side - total 4 position	43.5x41x81.5	CAC-FSDGL-20/D4	CAC-FSDGL-20/D4+sec
20" 3 Each Side - total 6 position	64.5x41x81.5	CAC-FSDGL-20/D6	CAC-FSDGL-20/D6+sec
24" Free Standing Dual Side Locker			
24" 2 Each Side - total 4 position	51.5x41x81.5	CAC-FSDGL-24/D4	CAC-FSDGL-24/D4+sec
24" 3 Each Side - total 6 position	76.5x41x81.5	CAC-FSDGL-24/D6	CAC-FSDGL-24/D6+sec



# MOBILE (SINGLE AND DUAL SIDED) GEAR STORAGE LOCKER



The mobile lockers offer the ability to maximize storage anywhere in the station. These fully-mobile storage racks are built to last with our 4-point construction design that is North American made. Offered in 18, 20 and 24 inches with the option of custom colors, we provide options that fit your station's needs.

- Heavy-duty steel 4-point construction
- 1.25" 16GA square and round tube; ¼" wire
- Adjustable helmet/boot shelves
- 4 rugged 5" castor wheels (2 fixed, 2 swivel locking)
- Fixed hanger bar and nameplate
- Rugged powder coat finish
- Colors: red or gray (custom colors available)
- Security option is available to secure gear and personal items
- Locker runs unlimited based on modular design. Wheels make movement easy
- Fixed solid-aluminum hanger bar
- Each assembly kit includes all hardware needed to complete assembly of storage system
- See accessory section for add-on hangers for gear, gloves and boots
- Skid and freight extra and calculated on best way methods
- Proudly made in North America

18" Mobile Gear Storage Lockers	Dimensions (wxdxh in inches)	Part Number w/o security	Part Number w/optional security
18" Lockers Single Sided - 2 position	39.5x21x81.25	CAC-MBGL-18/2	CAC-MBGL-18/2+sec
18" Lockers Single Sided - 3 position	58.5x21x81.25	CAC-MBGL-18/3	CAC-MBGL-18/3+sec
18" Lockers Single Sided - 4 position	77.5x21x81.25	CAC-MBGL-18/4	CAC-MBGL-18/4+sec
20" Mobile Gear Storage Lockers			
20" Lockers Single Sided - 2 position	43.5x21x81.25	CAC-MBGL-20/2	CAC-MBGL-20/2+sec
20" Lockers Single Sided - 3 position	64.5x21x81.25	CAC-MBGL-20/3	CAC-MBGL-20/3+sec
24" Free Standing Lockers			
24" Lockers Single Sided - 2 position	51.5x21x81.25	CAC-MBGL-24/2	CAC-MBGL-24/2+sec
24" Lockers Single Sided - 3 position	76.5x21x81.25	CAC-MBGL-24/3	CAC-MBGL-24/3+sec

18" Mobile Dual Sided Lockers	Dimensions (wxdxh in inches)	Part Number w/o security	Part Number w/optional security
18" 2 Lockers Each Side - total 4 position	39.5x41x81.25	CAC-MBDGL-18/D4	CAC-MBDGL-18/D4+sec
18" 3 Lockers Each Side - total 6 position	58.5x41x81.25	CAC-MBDGL-18/D6	CAC-MBDGL-18/D6+sec
18" 4 Lockers Each Side - total 8 position	77.5x41x81.25	CAC-MBDGL-18/D8	CAC-MBDGL-18/D8+sec
20" Mobile Dual Sided Lockers			
20" 2 Lockers Each Side - total 4 position	43.5x41x81.25	CAC-MBDGL-20/D4	CAC-MBDGL-20/D4+sec
20" 3 Lockers Each Side - total 6 position	64.5x41x81.25	CAC-MBDGL-20/D6	CAC-MBDGL-20/D6+sec
24" Mobile Dual Sided Lockers			
24" 2 Lockers Each Side - total 4 position	51.5x41x81.25	CAC-MBDGL-24/D4	CAC-MBDGL-24/D4+sec
24" 3 Lockers Each Side - total 6 position	76.5x41x81.25	CAC-MBDGL-24/D6	CAC-MBDGL-24/D6+sec



call: 800-795-1150 option 2  
email: [sales@circul-air-corp.com](mailto:sales@circul-air-corp.com)  
or visit: [Circul-Air-Corp.com](http://Circul-Air-Corp.com)



call: 800-795-1150 option 2  
email: [sales@circul-air-corp.com](mailto:sales@circul-air-corp.com)  
or visit: [Circul-Air-Corp.com](http://Circul-Air-Corp.com)



DUAL PURPOSE DRYING RACK



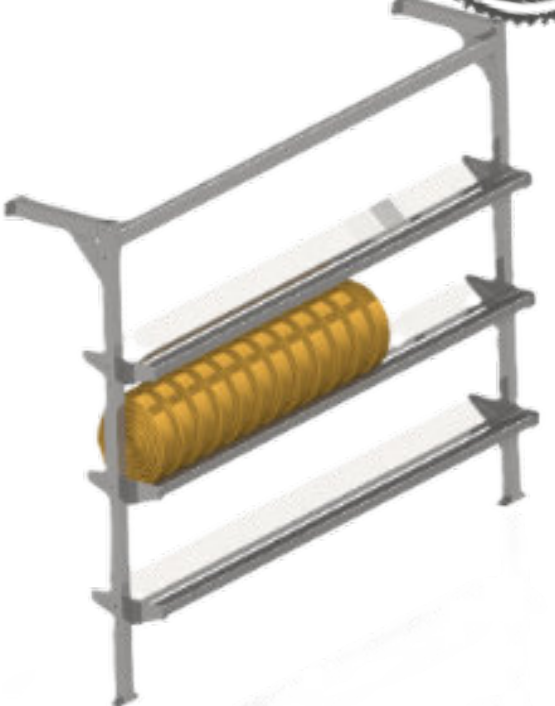
Dimensions (wxdxh in inches)	39.25x80x87.75
Approximate Capacity	Up to 800' of 2.5" - 3" Hose
Part Number	CAC-HRLG

Keeping your gear organized is made simple with Circul-Air's variety of fire department storage options. Each locker and storage unit is designed to stand up against the test of time, with the accessibility needed to be able to grab PPE at a moment's notice. With the portable option, transporting heavy-duty gear throughout the firehouse has never been easier. Time-tested in active fire stations, the Circul-Air dual purpose drying rack is built to last!

- Rugged steel construction
- Durable powder coat finish
- 4 rugged 5" castor wheels (2 fixed, 2 swivel locking)
- Colors: gray
- Skid and freight extra and calculated on best way methods
- Ships knocked-down for freight savings
- Proudly made in North America

8FT LONG FLOOR MOUNT HOSE RACK

<b>2 Tier Height Options</b>	
Dimensions (wxdxh in inches)	102x28.5x96
Approximate Capacity (of 50' sections of 2.5" hose)	60 Sections
Part Number	CAC-2LEV-8FT-FM
<b>3 Tier Height Options</b>	
Dimensions (wxdxh in inches)	102x28.5x96
Approximate Capacity (of 50' sections of 2.5" hose)	90 Sections
Part Number	CAC-3LEV-8FT-FM



- Rugged steel construction
- Durable powder coat finish
- 3000 lb capacity
- Colors: red or gray
- Each assembly kit includes all hardware needed to complete assembly of storage system. Exception: wall hardware to attach wall mount bracket to wall is not included
- Skid and freight extra and calculated on best way methods
- Proudly made in North America

Ensuring your hose is kept clean and stored properly will increase its lifespan and eliminate issues with it in the field. Time-tested in active fire stations, the Circul-Air hose rack is built to last, providing grab-and-go storage for years to come!



call: 800-795-1150 option 2  
email: [sales@circul-air-corp.com](mailto:sales@circul-air-corp.com)  
or visit: [Circul-Air-Corp.com](http://Circul-Air-Corp.com)



call: 800-795-1150 option 2  
email: [sales@circul-air-corp.com](mailto:sales@circul-air-corp.com)  
or visit: [Circul-Air-Corp.com](http://Circul-Air-Corp.com)





PORTABLE HOSE RACK



2 Tier Height Options-5ft Long	
Dimensions (wxdxh in inches)	71.5x33.75x80
Approximate Capacity (of 50' sections of 2.5" hose)	40 Sections
Part Number	CAC-2LEV-5FT-MB
2 Tier Height Options-8ft Long	
Dimensions (wxdxh in inches)	103.5x33.75x80
Approximate Capacity (of 50' sections of 2.5" hose)	60 Sections
Part Number	CAC-2LEV-8FT-MB
3 Tier Height Options-5ft Long	
Dimensions (wxdxh in inches)	71.5x33.75x86.75
Approximate Capacity (of 50' sections of 2.5" hose)	60 Sections
Part Number	CAC-3LEV-5FT-MB
3 Tier Height Options-8ft Long	
Dimensions (wxdxh in inches)	103.5x33.75x86.75
Approximate Capacity (of 50' sections of 2.5" hose)	90 Sections
Part Number	CAC-3LEV-8FT-MB

Keeping your gear organized is made simple with Circul-Air's variety of fire department storage options. Each locker and storage unit is designed to stand up against the test of time, with the accessibility needed to be able to grab PPE at a moment's notice. With the portable option, transporting heavy-duty hose throughout the firehouse has never been easier. Additionally, ensuring your hose is kept clean and stored properly will increase its lifespan and eliminate issues with it in the field. Time-tested in active fire stations, the Circul-Air portable hose rack is built to last!

- Rugged steel construction
- Durable powder coat finish
- 4 rugged 5" castor wheels (2 fixed, 2 swivel locking)
- 3000 lb capacity
- Colors: red or gray
- Each assembly kit includes all hardware needed to complete assembly of storage system
- Skid and freight extra and calculated on best way methods
- Proudly made in North America

MOBILE WORK OR STORAGE CABINETS



Dimensions (wxdxh in inches)	Part Number
43.5X21.25X35.5	CAC-MBTB36-20-2
64.5X21.25X35.5	CAC-MBTB36-20-3
51.5X21.25X35.5	CAC-MBTB36-24-2
76.5X21.25X35.5	CAC-MBTB36-24-3
43.5X21.25X47.5	CAC-MBTB48-20-2
64.5X21.25X47.5	CAC-MBTB48-20-3
51.5X21.25X47.5	CAC-MBTB48-24-2
76.5X 21.25X47.5	CAC-MBTB48-24-3
43.5X21.25X60	CAC-MBTB60-20-2
64.5X21.25X60	CAC-MBTB60-20-3
51.5X21.25X60	CAC-MBTB60-24-2
76.5X21.25X60	CAC-MBTB60-24-3
Contact sales for: stainless, mild or alternative tabletop materials; SCBA shelf options; custom cabinet construction for shows or service vehicles	



- Heavy-duty steel 4-point construction
- 1.25" 16GA square and round tube; ¼" wire
- 4 rugged 5" castor wheels (2 fixed, 2 swivel locking)
- Customizable features to suit your station's needs
- Colors: red, gray (custom colors available)
- Proudly made in North America

Circul-Air mobile work or storage cabinets provide flexible options for the management of equipment at the station or for field operations. Available in the same standard widths as our proven lockers, these are available in 20" or 24" openings, with 36", 48" or 60" heights. Each unit comes with an aluminum checker-plate top, wire shelf (2 for 36" and 48", 3 for 60") and rugged casters. At time of order, diamond plate can be substituted for stainless or mild powder coated top, a standard gear hanging shelf or 21" deep SCBA bottle shelf.



call: 800-795-1150 option 2  
email: [sales@circul-air-corp.com](mailto:sales@circul-air-corp.com)  
or visit: [Circul-Air-Corp.com](http://Circul-Air-Corp.com)

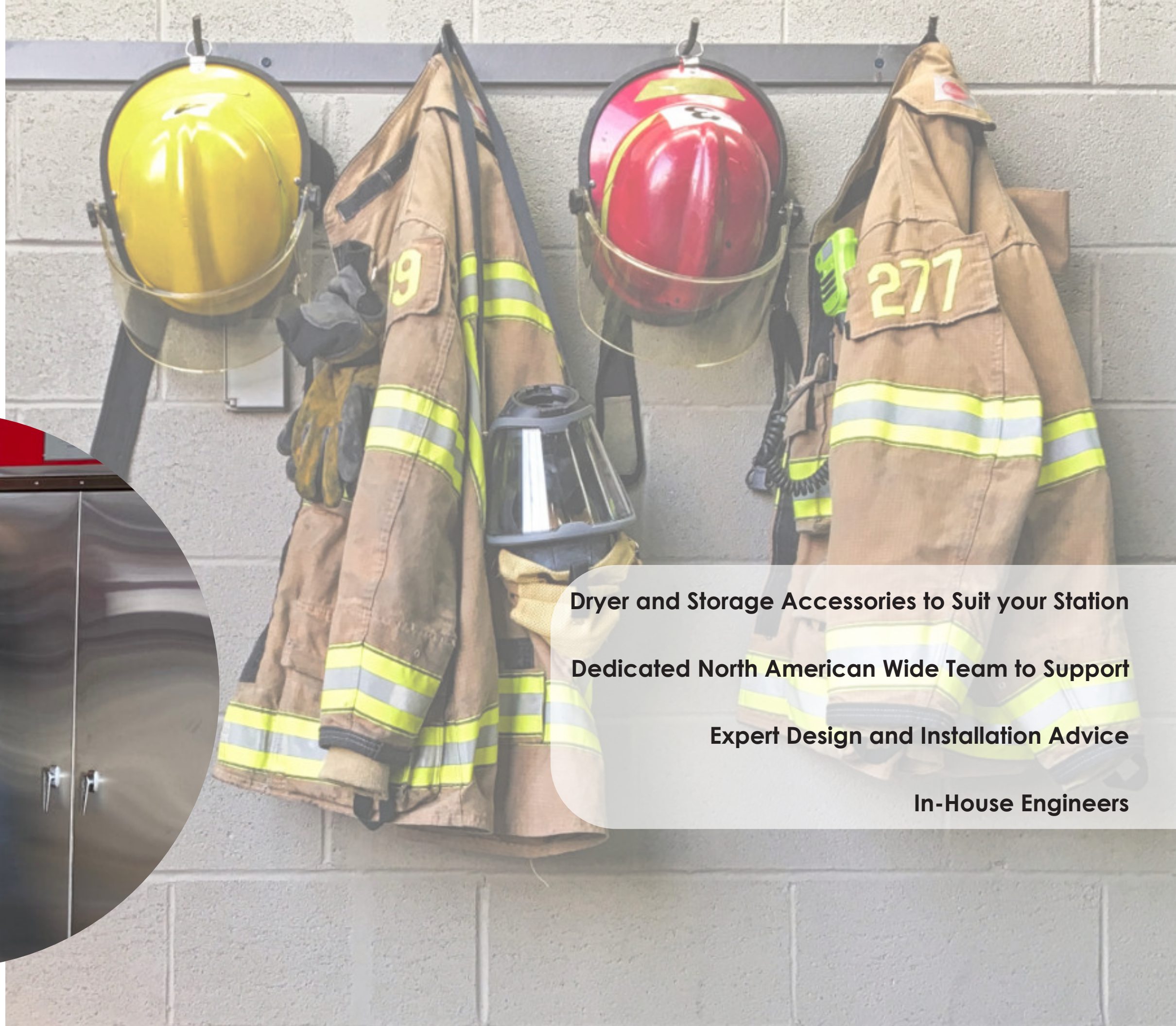


call: 800-795-1150 option 2  
email: [sales@circul-air-corp.com](mailto:sales@circul-air-corp.com)  
or visit: [Circul-Air-Corp.com](http://Circul-Air-Corp.com)





# Accessories Warranty & Support




**Dryer and Storage Accessories to Suit your Station**

**Dedicated North American Wide Team to Support**

**Expert Design and Installation Advice**

**In-House Engineers**





	Part Number
<b>Dryer Express 2 Gear Shelves</b>	
Single Hose Shelf for 2 Gear Cabinet	PPE-2-HS
Single Hose Shelf Kit with Runners and hose shelf	PPE-2-HSK
Single Boot Shelf for 2 Gear Cabinet	PPE-2-BS
Single Boot Shelf Kit with Runners and hose shelf	PPE-2-BSK
Shelf Install Kit for 2 Gear Cabinet	PPE-2-INS
<b>Dryer Express 4 Gear Shelves</b>	
Single Hose Shelf for 4 Gear Cabinet	PPE-4-HS
Single Hose Shelf Kit with Runners and hose shelf	PPE-4-HSK
Single Boot Shelf for 4 Gear Cabinet	PPE-4-BS
Single Boot Shelf Kit with Runners and hose shelf	PPE-4-BSK
Shelf Install Kit for 4 Gear Cabinet	PPE-4-INS
<b>Dryer Express 6 Gear Shelves</b>	
Single Hose Shelf for 6 Gear Cabinet	PPE-6-HS
Single Hose Shelf Kit with Runners and hose shelf	PPE-6-HSK
Single Boot Shelf for 6 Gear Cabinet	PPE-6-BS
Single Boot Shelf Kit with Runners and hose shelf	PPE-6-BSK
Shelf Install Kit for 6 Gear Cabinet	PPE-6-INS
<b>Dryer Dual Cabinet Gear Shelves</b>	
Single Hose Shelf for 6 Gear Dual Cabinet	PPE-6X-HS
<b>Dryer Gear Hangers / Holders</b>	
Single Boot / Glove Hanger	CAC-BGH
Single Gear Hanger	CAC-GH
Single Pant Hanger	CAC-PH
Helmet Holder	CAC-HH

	Part Number
<b>Locker Security Panels</b>	
Single Sided Rear Security Panel, 18"	CAC-SECRP-18
Single Sided Rear Security Panel, 20"	CAC-SECRP-20
Single Sided Rear Security Panel, 24"	CAC-SECRP-24
<b>Locker Security Doors</b>	
Standard Security Door, 18"	CAC-SECD-18
Standard Security Door, 20"	CAC-SECD-20
Standard Security Door, 24"	CAC-SECD-24
<b>Locker Security Shelf</b>	
Standard Top Security Shelf, 18"	CAC-SECTS-18
Standard Top Security Shelf, 20"	CAC-SECTS-20
Standard Top Security Shelf, 24"	CAC-SECTS-24
<b>Locker Hanging Bar Kit</b>	
Aluminum Hanging Bar, 18"	CAC-BAR-18
Aluminum Hanging Bar, 20"	CAC-BAR-20
Aluminum Hanging Bar, 24"	CAC-BAR-24
<b>Locker Helmet Shelf</b>	
Standard Helmet Shelf, 18"	CAC-SHLFH-18
Standard Helmet Shelf, 20"	CAC-SHLFH-20
Standard Helmet Shelf, 24"	CAC-SHLFH-24
<b>Locker Boot Shelf</b>	
Standard Boot Shelf, 18"	CAC-SHLFB-18
Standard Boot Shelf, 20"	CAC-SHLFB-20
Standard Boot Shelf, 24"	CAC-SHLFB-24
<b>Locker Miscellaneous</b>	
Wall Mount Bracket	CAC-WMBK
Security Door Hinge Kit	CAC-SECDHK
Freestanding Locker Leg	CAC-FSLL
Locker Property Box	CAC-LKB

call: 800-795-1150 option 2  
email: [sales@circul-air-corp.com](mailto:sales@circul-air-corp.com)  
or visit: [Circul-Air-Corp.com](http://Circul-Air-Corp.com)



call: 800-795-1150 option 2  
email: [sales@circul-air-corp.com](mailto:sales@circul-air-corp.com)  
or visit: [Circul-Air-Corp.com](http://Circul-Air-Corp.com)

SERVICE & WARRANTY COMMITMENT:

24/48 ACKNOWLEDGE AND RESPOND PLAN

The Circul-Air Service Department will acknowledge your inquiry within 24 hrs. Circul-Air communicates an action plan to investigate and resolve issues within 48 hours.

Dedicated North American wide team of technicians & consultants  
service@circul-air-corp.com  
1-800-795-1150 opt. 3

INSTALLATION SERVICES:

Circul-Air is here to help with start-to-finish solutions for your gear maintenance needs. Our dedicated installation team is able to guide you when preparing to install and installing your Circul-Air application. Pre-installation review may require blueprints or video conferencing.

- Complimentary Pad-Ready Review
  - Site planning and review
  - Install readiness
  - Flooring, electrical, and water supply and drainage confirmation
- Does not include HVAC configuration; refer to local HVAC technician

Dedicated North American wide team of technicians & consultants  
service@circul-air-corp.com  
1-800-795-1150 opt. 3

DESIGN SERVICES:

Experience the Circul-Air difference with our design support expertise. Our in-house engineers are eager to assist with a variety of design services and support.

- Product Selection and Sizing
- Storage Layout Design and 3D Bid Drawings
- Review of Specifications for Grants, Bid Packages or Architectural Needs
- Custom Machine Design or Unique Process Solutions

Dedicated North American wide team of technicians & consultants  
sales@circul-air-corp.com  
1-800-795-1150 opt. 2

SUPPORT TEAMS:

PRE-SALE SUPPORT:

Do you need a quote on one or more items? Questions about grants or major project pricing? The Circul-Air sales team is there for you.

POST-SALE SUPPORT:

Do you have a question about incorporating or installing a Circul-Air product into your station? This team is happy to help with your appliance needs.

AFTERMARKET SUPPORT:

Our machines seem to last forever, but occasionally questions come up and parts need replacing. Circul-Air aftermarket is ready to help.

Dedicated North American wide team of technicians & consultants  
sales@circul-air-corp.com  
1-800-795-1150 opt. 2

call: 800-795-1150 option 2  
email: [sales@circul-air-corp.com](mailto:sales@circul-air-corp.com)  
or visit: [Circul-Air-Corp.com](http://Circul-Air-Corp.com)



call: 800-795-1150 option 2  
email: [sales@circul-air-corp.com](mailto:sales@circul-air-corp.com)  
or visit: [Circul-Air-Corp.com](http://Circul-Air-Corp.com)





**FIGHT FIRES.  
NOT CANCER.<sup>TM</sup>**

**We Make NFPA-1851/1850 Compliance Easy.**

Available through your Local Distributor

Or contact the Circul-Air Sales Team @

call: 800-795-1150 option 2

email: [sales@circul-air-corp.com](mailto:sales@circul-air-corp.com)

or visit: [Circul-Air-Corp.com](http://Circul-Air-Corp.com)

